






Make a Chinese Paper Drum



Materials and equipment:


- 2 paper plates
- 2 pieces of ribbon
- 2 beads
- marker pen
- lolly stick
- glue
- hole pincer
- scissors
- stencil (if necessary)

1




Decorate the **back** of the plates with marker pens or paint and stencils.

2




Glue the top sides of the plates together.

3




Punch a hole on either side of the plates and help the child weave a ribbon through the holes.

4



Help the child tie a bead onto the end of each ribbon.

5



Now glue the craft stick inbetween the 2 plates and drum away!